


CPU Benchmarks

Over 1,000,000 CPUs benchmarked



High End CPUs - Intel vs AMD

This chart comparing high end CPUs is made using thousands of [PerformanceTest](#) benchmark results and is updated daily. These are the high end AMD and Intel CPUs are typically those found in newer computers. The chart below compares the performance of Intel Xeon CPUs, Intel Core i7/i9 CPUs, AMD Ryzen/Threadripper CPUs and AMD Epyc with multiple cores. Intel processors vs AMD chips - find out which CPUs performance is best for your new gaming rig or server!

AD



Obsah zablokován

Adresa, kterou jste požadoval že to je špatně, obraťte se na :

Podrobnosti

Blokované kategorie:
Blokovaný odkaz (URL):

Web Ads
<https://googlead>

Odblokuj odkaz

CPUS

High End

High Mid Range
Low Mid Range
Low End

Best Value (On Market)

Best Value XY Scatter
Best Value (All time)

New Desktop

New Laptop

Single Thread

Systems with Multiple CPUs

Overclocked

Power Performance

CPU Mark by Socket Type

Cross-Platform CPU Performance

CPU Mega List

Search Model

Compare 0

CPU Mark

Price Performance

PassMark - CPU Mark

High End CPUs

Updated 8th of November 2022



| CPU | CPU Mark | Price (USD) |
|------------------------------------|----------|-------------|
| AMD Ryzen Threadripper PRO 5995WX | 99,476 | \$6,667.01 |
| AMD EPYC 7773X | 90,731 | \$5,450.00 |
| AMD EPYC 7J13 | 86,037 | NA |
| AMD EPYC 7763 | 85,944 | \$3,984.99 |
| AMD EPYC 7713 | 85,521 | \$3,699.99 |
| AMD EPYC 7713P | 83,439 | NA |
| AMD Ryzen Threadripper PRO 3995WX | 83,397 | \$7,000.00 |
| AMD Ryzen Threadripper 3990X | 81,343 | \$6,539.76 |
| AMD EPYC 7B13 | 77,460 | NA |
| AMD EPYC 7643 | 76,455 | \$5,424.99* |
| AMD Ryzen Threadripper PRO 5975WX | 76,110 | \$3,299.00 |
| AMD EPYC 7662 | 73,143 | \$3,999.99* |
| AMD EPYC 7702 | 71,509 | \$2,381.25 |
| AMD EPYC 7742 | 68,749 | \$3,999.96 |
| AMD EPYC 75F3 | 68,505 | \$4,998.99* |
| AMD Ryzen Threadripper PRO 5965WX | 67,509 | \$2,399.00 |
| AMD EPYC 7543P | 67,009 | \$2,999.00* |
| AMD EPYC 7R32 | 64,727 | NA |
| AMD Ryzen Threadripper 3970X | 63,546 | \$1,999.99 |
| AMD Ryzen 9 7950X | 63,521 | \$697.70 |
| AMD Ryzen Threadripper PRO 3975WX | 62,864 | \$3,098.00 |
| Intel Xeon Platinum 8380 @ 2.30GHz | 62,318 | \$8,978.00* |

Common

CPU Benchmarks

AMD vs Intel
Market ShareYear on Year
Performance

| | | |
|-------------------------------------|--------|-------------|
| AMD EPYC 7702P | 62,278 | \$3,190.00 |
| Intel Core i9-13900KF | 60,717 | \$659.99 |
| AMD EPYC 7513 | 59,988 | \$2,840.00* |
| AMD EPYC 7642 | 59,126 | \$1,876.00 |
| Intel Core i9-13900K | 59,106 | \$742.06 |
| AMD EPYC 7443P | 57,523 | \$1,683.99* |
| AMD EPYC 7542 | 56,728 | \$2,950.00 |
| AMD EPYC 7543 | 56,562 | \$3,761.00* |
| AMD EPYC 7532 | 55,358 | \$1,339.96* |
| AMD EPYC 7453 | 55,228 | \$1,799.00* |
| AMD Ryzen Threadripper 3960X | 54,758 | \$1,355.00 |
| Intel Xeon Platinum 8358 @ 2.60GHz | 54,416 | \$5,097.75* |
| Intel Xeon W-3375 @ 2.50GHz | 53,266 | \$4,499.00* |
| Intel Xeon Gold 6348 @ 2.60GHz | 52,276 | \$2,579.00 |
| AMD Ryzen 9 7900X | 52,055 | \$549.00 |
| Intel Xeon Platinum 8375C @ 2.90GHz | 51,836 | NA |
| Intel Xeon Gold 6314U @ 2.30GHz | 51,014 | \$2,782.00* |
| AMD EPYC 7413 | 50,223 | \$1,997.99* |
| AMD Ryzen Threadripper PRO 5955WX | 49,726 | \$1,299.99 |
| Intel Xeon Platinum 8347C @ 2.10GHz | 49,386 | NA |
| AMD EPYC 7502 | 49,178 | \$1,950.00 |
| AMD EPYC 7502P | 48,995 | \$2,186.00 |
| Intel Xeon Gold 6342 @ 2.80GHz | 48,330 | \$3,272.00 |
| Intel Xeon W-3345 @ 3.00GHz | 48,261 | \$2,499.00* |
| AMD EPYC 7402 | 47,743 | \$2,457.00 |
| Intel Core i7-13700KF | 46,699 | \$421.41 |
| Intel Core i7-13700K | 46,641 | \$439.99 |
| Intel Xeon Gold 6338N @ 2.20GHz | 46,583 | \$4,671.69* |
| ARM Neoverse-N1 128 Core 3000 MHz | 46,271 | NA |
| AMD EPYC 73F3 | 46,085 | \$5,462.00 |
| AMD EPYC 7343 | 45,882 | \$1,699.99* |
| AMD Ryzen 9 5950X | 45,826 | \$549.00 |
| Intel Xeon Gold 6336Y @ 2.40GHz | 45,517 | \$2,857.95* |
| Intel Core i9-12900KS | 44,598 | \$599.99 |
| Intel Xeon Gold 6312U @ 2.40GHz | 43,745 | \$1,809.59* |
| AMD EPYC 7551P | 43,630 | \$355.99 |
| Intel Xeon Gold 6330 @ 2.00GHz | 43,056 | \$1,190.00 |
| AMD EPYC 7601 | 42,244 | \$1,499.99 |
| AMD EPYC 7313P | 41,884 | \$913.00* |
| AMD EPYC 7452 | 41,871 | \$2,300.00 |
| Intel Core i9-12900K | 41,534 | \$499.89 |
| Intel Core i9-12900KF | 41,498 | \$489.79 |
| AMD EPYC 7402P | 41,444 | \$1,334.95 |
| Intel Xeon Gold 6354 @ 3.00GHz | 41,434 | \$2,757.99* |
| AMD EPYC 7313 | 41,060 | \$1,179.99* |
| AMD EPYC 7F52 | 41,023 | \$3,100.00* |
| Apple M1 Ultra 20 Core | 41,008 | NA |
| Intel Xeon Platinum 8275CI @ | | |





| | | | |
|------------------------------------|---|--------|----|
| Intel Xeon Platinum 8270 @ 3.00GHz |  | 40,794 | NA |
| AMD Ryzen Threadripper PRO |  | 40,784 | NA |


🏠 CPU Benchmarks ▼

| | | | |
|--------------------------------------|---|--------|-------------|
| AMD EPYC 7K62 |  | 40,487 | NA |
| AMD Ryzen Threadripper PRO 3955WX |  | 40,281 | \$1,180.00 |
| AMD EPYC 7352 |  | 39,999 | \$1,229.28 |
| Intel Xeon W-3265M @ 2.70GHz |  | 39,618 | \$6,353.00* |
| AMD Ryzen 9 5900X |  | 39,307 | \$348.97 |
| AMD Ryzen 9 3950X |  | 39,043 | \$610.00 |
| Intel Xeon W-3335 @ 3.40GHz |  | 39,040 | \$1,299.00* |
| Intel Xeon Gold 6248R @ 3.00GHz |  | 38,604 | \$2,357.00 |
| Intel Core i5-13600KF |  | 38,532 | \$309.98 |
| Intel Core i5-13600K |  | 38,530 | \$300.00 |
| ARM Neoverse-N1 80 Core 3000 MHz |  | 37,760 | NA |
| Intel Xeon Gold 6346 @ 3.10GHz |  | 37,606 | \$1,585.00 |
| Intel Xeon Platinum 8280 @ 2.70GHz |  | 37,575 | \$9,895.44* |
| Intel Core i9-12900F |  | 37,521 | \$529.99 |
| Intel Xeon Gold 6238R @ 2.20GHz |  | 37,511 | \$2,350.00 |
| Intel Xeon Silver 4316 @ 2.30GHz |  | 37,264 | \$912.00 |
| Intel Xeon W-3175X @ 3.10GHz |  | 37,167 | \$2,998.98 |
| AMD Ryzen 7 7700X |  | 36,516 | \$398.99 |
| Intel Core i9-12900 |  | 35,912 | \$508.42 |
| AMD EPYC 7D12 |  | 35,853 | NA |
| Intel Xeon Gold 6242R @ 3.10GHz |  | 35,356 | \$2,325.00 |
| Intel Xeon Gold 6326 @ 2.90GHz |  | 35,328 | \$1,575.71* |
| Intel Xeon Platinum 8180 @ 2.50GHz |  | 35,208 | \$6,020.16 |
| Intel Core i7-12700K |  | 34,669 | \$409.00* |
| AMD Ryzen 9 5900 |  | 34,646 | NA |
| Intel Core i9-12900HX |  | 34,641 | \$606.00* |
| Intel Core i7-12700KF |  | 34,516 | \$362.03 |
| Intel Core i7-13700 |  | 34,431 | NA |
| AMD Ryzen 9 PRO 5945 |  | 34,271 | NA |
| Intel Core i7-12800HX |  | 34,215 | \$457.00* |
| Intel Xeon Platinum 8260M @ 2.30GHz |  | 33,970 | \$7,705.00* |
| AMD EPYC 7302 |  | 33,863 | \$1,046.41 |
| Intel Xeon D-2799 @ 2.40GHz |  | 33,792 | \$1,933.00* |
| Intel Xeon Gold 6230R @ 2.10GHz |  | 33,733 | \$1,580.00 |
| Intel Xeon Gold 5220R @ 2.20GHz |  | 33,370 | \$1,875.12 |
| AMD Ryzen Threadripper PRO 3945WX |  | 33,302 | NA |
| Intel Xeon Platinum 8259CL @ 2.50GHz |  | 33,279 | NA |
| Intel Core i9-10980XE @ 3.00GHz |  | 33,171 | \$999.99 |
| AMD Ryzen 9 3900XT |  | 32,895 | \$368.93 |
| Intel Xeon Gold 6278C @ 2.60GHz |  | 32,835 | NA |
| AMD Ryzen 9 3900X |  | 32,756 | \$329.99 |
| Intel Xeon Platinum 8168 @ 2.70GHz |  | 32,616 | \$6,097.00 |
| AMD Ryzen Threadripper 2990WX | | 32,383 | \$2,990.00 |
| AMD EPYC 7302P | | 32,346 | \$949.99 |










































| | | | |
|--------------------------------|---|--------|------------|
| Intel Core i9-9980XE @ 3.00GHz |  | 32,214 | \$1,445.00 |
| ----- |  | ----- | ----- |

🏠 CPU Benchmarks ▼

| | | | |
|-------------------------------------|---|--------|-------------|
| Intel Core i9-12950HX |  | 31,797 | \$590.00* |
| Intel Xeon W-2295 @ 3.00GHz |  | 31,594 | \$1,670.64* |
| Intel Core i7-12700F |  | 31,473 | \$324.99 |
| AMD Ryzen 9 PRO 3900 |  | 31,407 | NA |
| Intel Core i7-12700 |  | 31,388 | \$379.98 |
| AMD EPYC 7371 |  | 31,094 | \$609.97 |
| Intel Core i7-12850HX |  | 31,049 | \$428.00* |
| Intel Core i5-13500 |  | 30,650 | NA |
| AMD Ryzen 9 3900 |  | 30,641 | \$501.00 |
| Intel Xeon Platinum 8171M @ 2.60GHz |  | 30,632 | NA |
| Intel Core i9-9960X @ 3.10GHz |  | 30,617 | \$1,600.00 |
| AMD EPYC Embedded 7292P |  | 30,542 | NA |
| AMD EPYC 7282 |  | 30,354 | \$660.00 |
| AMD Ryzen Threadripper 2970WX |  | 30,304 | \$1,029.99 |
| Intel Xeon Gold 6246R @ 3.40GHz |  | 30,220 | \$3,025.00 |
| Intel Core i9-7980XE @ 2.60GHz |  | 30,166 | \$596.93 |
| Intel Core i9-9990XE @ 4.00GHz |  | 30,162 | \$2,163.00* |
| Intel Xeon W-3265 @ 2.70GHz |  | 30,105 | \$4,551.37* |
| Intel Xeon Platinum 8268 @ 2.90GHz |  | 30,103 | \$6,005.98* |
| AMD Ryzen Threadripper 2950X |  | 29,624 | \$1,464.00 |
| Intel Xeon Platinum 8260 @ 2.40GHz |  | 29,587 | \$3,454.99* |
| Intel Xeon Gold 6254 @ 3.10GHz |  | 29,356 | \$3,502.00* |
| Intel Xeon Silver 4314 @ 2.40GHz |  | 29,347 | \$748.37 |
| Intel Core i9-12900HK |  | 29,231 | \$635.00* |
| Intel Xeon Gold 6148 @ 2.40GHz |  | 29,197 | \$899.99 |
| Intel Xeon W-2191B @ 2.30GHz |  | 29,146 | NA |
| Intel Xeon Gold 6248 @ 2.50GHz |  | 29,120 | \$2,190.00 |
| Intel Xeon Gold 6210U @ 2.50GHz |  | 28,915 | \$1,565.12 |
| Intel Xeon Gold 6154 @ 3.00GHz |  | 28,848 | \$2,575.00 |
| Intel Core i9-12900H |  | 28,813 | \$617.00* |
| Intel Xeon W-3245M @ 3.20GHz |  | 28,675 | \$5,002.00* |
| Intel Xeon W-3245 @ 3.20GHz |  | 28,585 | \$2,683.99* |
| AMD Ryzen 5 7600X |  | 28,565 | \$299.00 |
| Intel Xeon Gold 6253CL @ 3.10GHz |  | 28,549 | NA |
| Intel Core i9-9940X @ 3.30GHz |  | 28,429 | \$935.32 |
| Intel Core i9-10940X @ 3.30GHz |  | 28,341 | \$681.99 |
| Intel Core i7-12700E |  | 28,292 | \$344.00* |
| AMD EPYC 7401P |  | 28,282 | \$1,075.00 |
| AMD Ryzen 7 5800X |  | 28,123 | \$248.00 |
| Intel Xeon W-2195 @ 2.30GHz |  | 28,086 | \$1,983.82* |
| ARM Neoverse-N1 64 Core 0 MHz |  | 28,079 | NA |
| Intel Xeon W-2275 @ 3.30GHz |  | 27,905 | \$1,112.00* |
| AMD Ryzen Threadripper 1950X |  | 27,876 | \$350.00 |
| Intel Core i5-12600K |  | 27,746 | \$279.98 |
| Intel Xeon Gold 6238 @ 2.10GHz |  | 27,617 | \$2,598.99 |
| AMD Ryzen 7 5800X3D |  | 27,611 | \$425.95 |

| | | | |
|---------------------------------|---|--------|-------------|
| Intel Xeon Gold 6212U @ 2.40GHz |  | 27,470 | \$2,000.00* |
| ----- |  | --- | --- |

🏠 CPU Benchmarks ▼

| | | | |
|-------------------------------------|---|--------|-------------|
| Intel Core i5-12600KF |  | 27,418 | \$276.99 |
| Intel Xeon Gold 6226R @ 2.90GHz |  | 27,406 | \$938.00 |
| Intel Xeon Gold 5317 @ 3.00GHz |  | 27,402 | \$982.00 |
| Intel Xeon Platinum 8173M @ 2.00GHz |  | 27,377 | NA |
| Intel Xeon Gold 6252 @ 2.10GHz |  | 27,148 | \$3,850.00 |
| Intel Core i9-7960X @ 2.80GHz |  | 26,950 | \$459.69 |
| Intel Xeon Gold 6208U @ 2.90GHz |  | 26,901 | \$1,410.03 |
| AMD Ryzen 7 PRO 5845 |  | 26,807 | NA |
| Intel Core i7-12700H |  | 26,770 | \$457.00* |
| AMD Ryzen 7 5700X |  | 26,693 | \$234.98 |
| Intel Xeon Platinum 8175M @ 2.50GHz |  | 26,659 | NA |
| Intel Xeon Gold 6230 @ 2.10GHz |  | 26,657 | \$1,890.00 |
| Intel Core i9-10920X @ 3.50GHz |  | 26,485 | \$659.99 |
| Intel Xeon Platinum 8160 @ 2.10GHz |  | 26,485 | \$2,348.70 |
| AMD Ryzen Threadripper 2990X |  | 26,469 | NA |
| AMD EPYC 7272 |  | 26,446 | \$632.00 |
| Intel Core i5-13400 |  | 26,355 | NA |
| Intel Core i9-7940X @ 3.10GHz |  | 26,340 | \$548.33 |
| Intel Xeon Gold 6242 @ 2.80GHz |  | 26,288 | \$2,799.14 |
| Intel Xeon W-3235 @ 3.30GHz |  | 26,079 | \$1,998.95* |
| Intel Xeon W-2265 @ 3.50GHz |  | 26,005 | \$1,082.13* |
| Intel Xeon W-3323 @ 3.50GHz |  | 25,875 | \$949.00* |
| AMD Ryzen 7 5800 |  | 25,799 | NA |
| Intel Xeon Gold 5220 @ 2.20GHz |  | 25,740 | \$1,794.14 |
| Intel Xeon E5-2698R v4 @ 2.20GHz |  | 25,605 | NA |
| Intel Xeon W-1390P @ 3.50GHz |  | 25,558 | NA |
| Intel Core i9-11900K @ 3.50GHz |  | 25,531 | \$368.98 |
| Intel Xeon Gold 6150 @ 2.70GHz |  | 25,487 | \$2,100.25 |
| AMD EPYC 7351P |  | 25,484 | \$599.00 |
| Intel Core i9-11900KF @ 3.50GHz |  | 25,427 | \$369.00 |
| Intel Xeon Platinum 8167M @ 2.00GHz |  | 25,396 | NA |
| Intel Core i9-9920X @ 3.50GHz |  | 25,323 | \$649.00 |
| Intel Xeon E5-2696 v4 @ 2.20GHz |  | 25,298 | \$2,498.95 |
| Intel Xeon Gold 5218R @ 2.10GHz |  | 25,190 | \$975.00 |
| AMD Ryzen 9 6900HX |  | 25,049 | NA |
| Intel Xeon E5-2699 v4 @ 2.20GHz |  | 25,039 | \$5,957.96* |
| Intel Xeon W-1370P @ 3.60GHz |  | 24,975 | \$469.99 |
| AMD EPYC 7501 |  | 24,925 | \$3,616.00* |
| AMD Ryzen Threadripper 2920X |  | 24,919 | \$1,209.00 |
| Intel Xeon Gold 6138T @ 2.00GHz |  | 24,800 | \$3,188.73 |
| Intel Xeon Gold 6143 @ 2.80GHz |  | 24,786 | NA |
| Intel Xeon Platinum 8124M @ 3.00GHz |  | 24,727 | NA |
| AMD Ryzen 7 PRO 5750G |  | 24,684 | NA |
| Intel Core i7-12650H |  | 24,672 | \$457.00* |
| Intel Core i7-11700K @ 3.90GHz |  | 24,665 | \$384.00 |






| | | | |
|--------------------------------|--|--------|----------|
| Intel Core i7-11700K @ 3.60GHz | | 24,665 | \$284.00 |
| AMD Ryzen 7 5700G | | 24,575 | \$186.30 |

🏠 CPU Benchmarks ▼

| | | | |
|------------------------------------|--|--------|-------------|
| AMD Ryzen 7 5700 | | 24,283 | NA |
| Intel Core i7-11700KF @ 3.60GHz | | 24,103 | \$264.99 |
| Intel Xeon W-2170B @ 2.50GHz | | 23,997 | NA |
| AMD Ryzen 9 6900HS | | 23,972 | NA |
| Intel Xeon W-1370 @ 2.90GHz | | 23,908 | \$415.99 |
| Intel Xeon W-1390 @ 2.80GHz | | 23,902 | \$594.99* |
| AMD Ryzen 7 6800H | | 23,836 | NA |
| Intel Xeon E-2388G @ 3.20GHz | | 23,784 | \$539.00* |
| Intel Xeon Gold 6122 @ 1.80GHz | | 23,781 | \$2,002.00* |
| AMD Ryzen 7 3800XT | | 23,758 | \$320.00 |
| AMD Ryzen 9 PRO 6950HS | | 23,705 | NA |
| Intel Xeon W-11865MRE @ 2.60GHz | | 23,702 | \$480.00* |
| Intel Xeon E5-2696 v3 @ 2.30GHz | | 23,650 | \$2,498.00* |
| AMD Ryzen 7 PRO 6850H | | 23,631 | NA |
| Intel Core i9-7920X @ 2.90GHz | | 23,593 | \$375.00 |
| Intel Xeon Silver 4310 @ 2.10GHz | | 23,589 | \$547.00 |
| AMD EPYC 7351 | | 23,566 | \$899.00 |
| Intel Core i9-10900K @ 3.70GHz | | 23,532 | \$346.99 |
| Intel Xeon E5-2679 v4 @ 2.50GHz | | 23,512 | \$2,702.00* |
| Intel Core i5-12600HX | | 23,493 | \$284.00* |
| Intel Xeon Gold 6146 @ 3.20GHz | | 23,432 | \$2,585.00 |
| Intel Core i9-11980HK @ 2.60GHz | | 23,431 | \$583.00* |
| Intel Xeon W-11955M @ 2.60GHz | | 23,304 | \$623.00* |
| AMD Ryzen 9 5980HX | | 23,301 | NA |
| AMD Ryzen 7 3800X | | 23,294 | \$289.95 |
| AMD Ryzen 9 PRO 6950H | | 23,248 | NA |
| Intel Xeon Platinum 8176 @ 2.10GHz | | 23,179 | \$2,793.70* |
| Intel Core i9-10900KF @ 3.70GHz | | 23,165 | \$339.99 |
| Intel Xeon Gold 6152 @ 2.10GHz | | 23,124 | \$2,173.02 |
| Intel Xeon W-2175 @ 2.50GHz | | 23,110 | \$429.00* |
| AMD EPYC 7F32 | | 23,026 | \$2,465.51* |
| AMD Ryzen 7 6800HS Creator Edition | | 22,984 | NA |
| AMD Ryzen 7 6800HS | | 22,979 | NA |
| AMD Ryzen 7 PRO 3700 | | 22,978 | \$329.99* |
| Intel Core i9-11900 @ 2.50GHz | | 22,978 | \$292.99 |
| Intel Core i9-11900F @ 2.50GHz | | 22,968 | \$449.00 |
| AMD Ryzen 9 5900HX | | 22,955 | NA |
| Intel Core i9-11900KB @ 3.30GHz | | 22,929 | \$539.00* |
| Intel Core i9-10850K @ 3.60GHz | | 22,869 | \$389.99 |
| Intel Xeon W-1290P @ 3.70GHz | | 22,844 | \$649.40* |
| AMD Ryzen Threadripper 1920X | | 22,807 | \$325.00 |
| Intel Xeon E-2378G @ 2.80GHz | | 22,755 | \$530.00* |
| Intel Xeon Gold 6140 @ 2.30GHz | | 22,733 | \$898.00 |
| Intel Core i5-12600H | | 22,704 | \$311.00* |
| AMD Ryzen 7 3700X | | 22,699 | \$235.92 |

| | | | |
|--------------------------------------|--|--------|----|
| Intel Xeon Platinum P-8124 @ 3.00GHz |  | 22,674 | NA |
|--------------------------------------|--|--------|----|


🏠 CPU Benchmarks ▼

| | | | |
|------------------------------------|---|--------|-------------|
| Intel Core i7-11700B @ 3.20GHz |  | 22,600 | NA |
| AMD Ryzen 9 6900HS Creator Edition |  | 22,539 | NA |
| AMD Ryzen 7 5700GE |  | 22,484 | NA |
| Intel Xeon E5-2698 v4 @ 2.20GHz |  | 22,355 | \$908.70* |
| AMD Ryzen 9 5900HS Creator Edition |  | 22,355 | NA |
| Intel Xeon W-2255 @ 3.70GHz |  | 22,266 | \$778.00* |
| Intel Xeon Gold 6136 @ 3.00GHz |  | 22,266 | \$1,479.99 |
| Apple M1 Max 10 Core 3200 MHz |  | 22,239 | NA |
| AMD Ryzen 7 PRO 5750GE |  | 22,224 | NA |
| Intel Core i9-11950H @ 2.60GHz |  | 22,164 | \$556.00* |
| Intel Xeon Gold 6334 @ 3.60GHz |  | 22,160 | \$2,751.29* |
| AMD Ryzen 9 5900HS |  | 22,139 | NA |
| Intel Xeon Gold 5218 @ 2.30GHz |  | 22,117 | \$864.00 |
| AMD Ryzen Threadripper 1920 |  | 22,066 | NA |
| Intel Xeon W-1290E @ 3.50GHz |  | 22,066 | \$500.00* |
| Apple M1 Pro 10 Core 3200 MHz |  | 22,022 | NA |
| AMD EPYC 7551 |  | 22,005 | \$2,699.00 |
| AMD EPYC 7281 |  | 21,981 | \$999.99* |
| AMD Ryzen 5 5600X |  | 21,957 | \$158.00 |
| Intel Core i5-12500H |  | 21,870 | \$311.00* |
| Intel Core i9-9900X @ 3.50GHz |  | 21,869 | \$650.00 |
| AMD Ryzen 7 PRO 6860Z |  | 21,824 | NA |
| Intel Xeon Gold 6132 @ 2.60GHz |  | 21,808 | \$1,989.96 |
| Intel Xeon Gold 6130T @ 2.10GHz |  | 21,804 | \$4,999.00 |
| Intel Core i9-10910 @ 3.60GHz |  | 21,794 | NA |
| AMD Ryzen 5 PRO 5645 |  | 21,762 | NA |
| Intel Xeon E5-2697A v4 @ 2.60GHz |  | 21,665 | NA |
| Intel Xeon E5-2697 v4 @ 2.30GHz |  | 21,616 | \$454.45 |
| AMD Ryzen 5 5600 |  | 21,531 | \$135.26 |
| Intel Xeon Gold 5218T @ 2.10GHz |  | 21,433 | \$1,349.00* |
| AMD Ryzen 9 5980HS |  | 21,400 | NA |
| AMD Ryzen 7 5800H |  | 21,331 | NA |
| Intel Core i9-7900X @ 3.30GHz |  | 21,241 | \$656.31 |
| Intel Core i5-12600 |  | 21,213 | \$249.99 |
| Intel Xeon W-2155 @ 3.30GHz |  | 21,207 | \$1,530.39* |
| Intel Core i7-11700F @ 2.50GHz |  | 21,180 | \$275.99 |
| Intel Core i7-11800H @ 2.30GHz |  | 21,122 | \$395.00* |
| Intel Core i7-11850H @ 2.50GHz |  | 21,119 | \$395.00* |
| Intel Core i9-11900H @ 2.50GHz |  | 21,027 | \$546.00* |
| Intel Xeon Silver 4310T @ 2.30GHz |  | 20,973 | \$783.99* |
| AMD Ryzen 9 5900H |  | 20,960 | NA |
| AMD Ryzen 7 PRO 6850U |  | 20,953 | NA |
| AMD Ryzen 7 5800HS Creator Edition |  | 20,948 | NA |
| Intel Xeon Gold 6250 @ 3.90GHz |  | 20,915 | \$3,600.00 |
| AMD Ryzen 7 PRO 4700G |  | 20,848 | NA |

| | | | |
|----------------------------------|--|--------|----|
| Intel Xeon E5-2697R v4 @ 2.30GHz |  | 20,843 | NA |
|----------------------------------|--|--------|----|



🏠 CPU Benchmarks ▼

| | | | |
|----------------------------------|---|--------|-------------|
| Intel Xeon D-2796TE @ 2.00GHz |  | 20,806 | \$2,184.00* |
| Intel Xeon Gold 5315Y @ 3.20GHz |  | 20,724 | \$1,305.00* |
| Intel Xeon Gold 6130 @ 2.10GHz |  | 20,721 | \$1,594.00 |
| Intel Core i7-12700TE |  | 20,712 | \$344.00* |
| Intel Xeon Gold 6138 @ 2.00GHz |  | 20,666 | \$1,400.04 |
| Intel Core i9-10900E @ 2.80GHz |  | 20,658 | \$444.00* |
| AMD Ryzen 7 5800HS |  | 20,650 | NA |
| Intel Core i9-10900F @ 2.80GHz |  | 20,606 | \$408.37 |
| AMD Ryzen 7 PRO 4750G |  | 20,584 | \$259.99 |
| AMD Ryzen 7 6800U |  | 20,562 | NA |
| AMD EPYC 7451 |  | 20,471 | \$1,399.00 |
| Intel Xeon E5-2699 v3 @ 2.30GHz |  | 20,418 | \$539.95 |
| Intel Xeon W-2150B @ 3.00GHz |  | 20,411 | NA |
| Intel Xeon Gold 6244 @ 3.60GHz |  | 20,402 | \$2,970.00* |
| Intel Core i7-7900X @ 3.30GHz |  | 20,324 | NA |
| Intel Core i5-12500 |  | 20,287 | \$202.00* |
| Intel Core i9-10900 @ 2.80GHz |  | 20,262 | \$399.99 |
| AMD Ryzen 7 4700GE |  | 20,218 | NA |
| AMD Ryzen 7 4700G |  | 20,208 | \$237.94 |
| Intel Xeon E-2386G @ 3.50GHz |  | 20,194 | \$482.00* |
| Intel Xeon E5-2690 v4 @ 2.60GHz |  | 20,140 | \$997.75 |
| AMD Ryzen 5 PRO 6650H |  | 20,103 | NA |
| AMD Ryzen 5 PRO 5650G |  | 20,100 | NA |
| Intel Xeon W-1290 @ 3.20GHz |  | 20,100 | \$588.67* |
| Intel Xeon E5-2699C v4 @ 2.20GHz |  | 20,079 | NA |
| Intel Xeon Silver 4216 @ 2.10GHz |  | 20,069 | \$979.00 |
| AMD Ryzen 7 PRO 6850HS |  | 20,062 | NA |
| Intel Core i7-1280P |  | 20,045 | \$482.00* |
| Intel Core i7-11700 @ 2.50GHz |  | 20,037 | \$194.99 |
| Intel Xeon W-1350P @ 4.00GHz |  | 20,032 | \$377.49* |
| Intel Xeon E5-2673 v4 @ 2.30GHz |  | 19,868 | \$1,950.00* |
| AMD Ryzen 5 5600G |  | 19,836 | \$106.99 |
| Intel Xeon D-1747NTE @ 2.50GHz |  | 19,822 | \$1,201.00* |
| Intel Xeon Gold 6226 @ 2.70GHz |  | 19,810 | \$1,641.90* |
| Intel Core i5-12400F |  | 19,789 | \$159.98 |
| Intel Core i5-11600K @ 3.90GHz |  | 19,752 | \$259.99 |
| Intel Core i5-11600KF @ 3.90GHz |  | 19,692 | \$199.95 |
| Intel Xeon E5-2695 v4 @ 2.10GHz |  | 19,656 | \$592.10 |
| Intel Core i9-9900KS @ 4.00GHz |  | 19,582 | \$1,989.00 |
| Intel Xeon E5-2682 v4 @ 2.50GHz |  | 19,564 | NA |
| AMD EPYC 7252 |  | 19,550 | \$425.74 |
| Intel Xeon W-2245 @ 3.90GHz |  | 19,513 | \$840.16* |
| Intel Core i5-12400 |  | 19,506 | \$192.00* |
| AMD Ryzen 5 5500 |  | 19,453 | \$99.00 |
| Intel Core i9-9820X @ 3.30GHz |  | 19,420 | \$550.00 |
| Intel Xeon Gold 6137 @ 3.90GHz |  | 19,365 | NA |
| AMD Ryzen 9 4900HS |  | 19,321 | NA |







| | | | |
|------------------------------|--|--------|-----------|
| Intel Xeon E-2356G @ 3.20GHz |  | 19,280 | \$333.00* |
|------------------------------|--|--------|-----------|

🏠 CPU Benchmarks ▼

| | | | |
|------------------------------------|---|--------|-------------|
| Intel Xeon E5-2697 v3 @ 2.60GHz |  | 19,221 | \$197.45 |
| AMD Ryzen 9 4900H |  | 19,211 | NA |
| Intel Core i7-10700K @ 3.80GHz |  | 19,170 | \$230.00 |
| Intel Xeon W-1350 @ 3.30GHz |  | 19,120 | \$281.99 |
| AMD Ryzen 5 6600HS Creator Edition |  | 19,050 | NA |
| Intel Core i7-10700KF @ 3.80GHz |  | 19,021 | \$276.99 |
| Intel Xeon Silver 4309Y @ 2.80GHz |  | 19,011 | \$665.38 |
| Intel Xeon E5-2676 v4 @ 2.40GHz |  | 18,978 | NA |
| AMD Ryzen 7 4800H |  | 18,929 | NA |
| AMD Ryzen 5 5600GE |  | 18,879 | NA |
| Hygon C86 7255 16-core |  | 18,831 | NA |
| AMD Ryzen 5 6600H |  | 18,825 | NA |
| ARM Neoverse-N1 80 Core 2600 MHz |  | 18,823 | NA |
| AMD Ryzen 7 5800U |  | 18,821 | NA |
| AMD Ryzen 7 4800HS |  | 18,772 | NA |
| AMD Ryzen 5 3600XT |  | 18,733 | \$299.00 |
| Intel Xeon Gold 6144 @ 3.50GHz |  | 18,656 | \$635.00 |
| Intel Xeon W-1270E @ 3.40GHz |  | 18,635 | \$367.00* |
| Intel Core i9-9900K @ 3.60GHz |  | 18,614 | \$520.00 |
| AMD Ryzen 5 PRO 5650GE |  | 18,599 | NA |
| Intel Xeon E5-2698 v3 @ 2.30GHz |  | 18,590 | \$9,618.98* |
| Intel Core i9-9900KF @ 3.60GHz |  | 18,570 | \$369.99 |
| Intel Core i5-1250P |  | 18,498 | NA |
| Intel Xeon W-11855M @ 3.20GHz |  | 18,476 | \$450.00* |
| AMD Ryzen 7 PRO 4750GE |  | 18,470 | NA |
| Intel Xeon W-1290T @ 1.90GHz |  | 18,409 | \$494.00* |
| Intel Xeon D-2183IT @ 2.20GHz |  | 18,385 | \$1,764.00* |
| Intel Core i7-11850HE @ 2.60GHz |  | 18,335 | \$440.00* |
| Intel Core i9-11900T @ 1.50GHz |  | 18,293 | \$439.00* |
| AMD Ryzen 5 3600X |  | 18,284 | \$245.00 |
| Intel Xeon E7-8880 v3 @ 2.30GHz |  | 18,244 | \$133.00* |
| AMD Ryzen 7 5825U |  | 18,225 | NA |
| Intel Core i5-12450H |  | 18,199 | \$311.00* |
| AMD Ryzen 7 Extreme Edition |  | 18,192 | NA |
| Intel Core i5-11600 @ 2.80GHz |  | 18,180 | \$239.99 |
| Intel Xeon W-2145 @ 3.70GHz |  | 18,158 | \$1,224.67* |
| Intel Xeon E5-2686 v3 @ 2.00GHz |  | 18,148 | NA |
| Intel Xeon Silver 4214R @ 2.40GHz |  | 18,130 | \$655.00 |
| Intel Xeon Gold 5120T @ 2.20GHz |  | 18,127 | \$1,727.00* |
| Intel Core i7-9800X @ 3.80GHz |  | 18,126 | \$258.40 |
| AMD 4700S |  | 18,102 | NA |
| Intel Xeon D-2187NT @ 2.00GHz |  | 18,070 | \$1,989.00* |
| Intel Xeon E-2378 @ 2.60GHz |  | 17,959 | \$386.00* |
| Intel Core i9-10900TE @ 1.80GHz |  | 17,888 | \$444.00* |
| Intel Xeon E5-2680 v4 @ 2.40GHz |  | 17,835 | \$306.19 |

| | | | |
|----------------------|---|--------|----------|
| AMD Ryzen 5 PRO 3600 |  | 17,813 | NA |
| AMD Ryzen 5 3600 |  | 17,807 | \$127.55 |

CPU Benchmarks

| | | | |
|---|---|--------|-------------|
| Intel Core i5-11500B @ 3.30GHz |  | 17,801 | NA |
| Intel Xeon W-1270 @ 3.40GHz |  | 17,707 | \$362.00* |
| Intel Xeon Gold 5120 @ 2.20GHz |  | 17,686 | \$1,561.00* |
| Intel Xeon D-1736NT @ 2.70GHz |  | 17,631 | NA |
| AMD Ryzen 7 4980U Microsoft Surface Edition |  | 17,627 | NA |
| Intel Core i5-1240P |  | 17,607 | NA |
| AMD Ryzen 7 2700X |  | 17,602 | \$133.89 |
| Intel Core i5-11500 @ 2.70GHz |  | 17,584 | \$218.05 |
| Intel Xeon W-2140B @ 3.20GHz |  | 17,552 | NA |
| Intel Xeon E5-2687W v4 @ 3.00GHz |  | 17,501 | \$975.10 |
| AMD Ryzen 5 6600U |  | 17,473 | NA |
| Intel Xeon E-2288G @ 3.70GHz |  | 17,433 | \$539.00* |
| Intel Xeon E5-4669 v3 @ 2.10GHz |  | 17,430 | \$5,400.00* |
| Intel Core i5-12500T |  | 17,421 | \$202.00* |
| Intel Xeon W-3223 @ 3.50GHz |  | 17,375 | \$820.55* |
| AMD Ryzen 7 PRO 5850U |  | 17,370 | NA |
| Intel Xeon E5-2683 v4 @ 2.10GHz |  | 17,276 | \$394.45 |
| Intel Core i7-6950X @ 3.00GHz |  | 17,253 | \$312.12 |
| Apple M1 Pro 8 Core 3200 MHz |  | 17,246 | NA |
| Intel Core i7-7820X @ 3.60GHz |  | 17,235 | \$225.00 |
| Intel Core i5-11400F @ 2.60GHz |  | 17,210 | \$149.99 |
| AMD Ryzen 5 5600H |  | 17,126 | NA |
| Intel Core i5-11400 @ 2.60GHz |  | 17,080 | \$135.00 |
| Intel Core i7-1260P |  | 17,066 | NA |
| Intel Xeon E5-2689 v4 @ 3.10GHz |  | 17,040 | NA |
| Intel Core i5-12600T |  | 17,033 | NA |
| AMD Ryzen 7 4800U |  | 17,019 | NA |
| AMD EPYC 7232P |  | 17,017 | \$382.46 |
| Intel Xeon E-2336 @ 2.90GHz |  | 17,014 | \$359.99 |
| AMD Ryzen Threadripper 1900X |  | 17,012 | \$229.99 |
| Intel Core i7-10700F @ 2.90GHz |  | 16,994 | \$260.38 |
| Intel Xeon E-2278G @ 3.40GHz |  | 16,964 | \$494.00* |
| Intel Core i5-12500TE |  | 16,865 | \$205.00* |
| Intel Xeon E5-2680R v4 @ 2.40GHz |  | 16,865 | NA |
| AMD Ryzen 7 PRO 2700X |  | 16,846 | NA |
| Intel Core i9-9900 @ 3.10GHz |  | 16,807 | \$715.51* |
| Intel Core i7-10700 @ 2.90GHz |  | 16,787 | \$228.78 |
| Intel Xeon E5-2686 v4 @ 2.30GHz |  | 16,745 | NA |
| AMD Ryzen 7 PRO 5875U |  | 16,650 | NA |
| Intel Core i5-12400T |  | 16,534 | \$169.99* |
| Intel Xeon Gold 6134 @ 3.20GHz |  | 16,518 | \$1,349.00 |
| AMD Ryzen Embedded V2718 |  | 16,500 | NA |
| AMD Ryzen 7 1800X |  | 16,458 | \$165.78 |
| Intel Xeon E5-2695 v3 @ 2.30GHz |  | 16,455 | \$174.37 |
| Intel Xeon E5-2690 v3 @ 2.60GHz |  | 16,453 | \$214.45 |
| AMD Ryzen 5 PRO 6650U |  | 16,446 | NA |
| Intel Core i7-10700F @ 2.90GHz |  | 16,446 | \$229.99* |

| | | | |
|--------------------------------|---|--------|------------|
| Intel Core i7-10700E @ 2.90GHz |  | 16,418 | \$330.00** |
| AMD Ryzen 5 PRO 4400G |  | 16,354 | NA |

🏠 CPU Benchmarks ▼


| | | | |
|-----------------------------------|---|--------|-------------|
| AMD Ryzen Embedded V2748 |  | 16,241 | NA |
| Intel Xeon Gold 5118 @ 2.30GHz |  | 16,237 | \$456.18 |
| Intel Core i5-11500H @ 2.90GHz |  | 16,204 | \$250.00* |
| Intel Xeon E5-2669 v3 @ 2.30GHz |  | 16,107 | NA |
| Intel Core i9-10980HK @ 2.40GHz |  | 16,042 | \$583.00* |
| Intel Xeon W-10885M @ 2.40GHz |  | 16,025 | \$623.00* |
| AMD Ryzen 5 4500 |  | 16,024 | \$79.00 |
| Intel Core i5-11400H @ 2.70GHz |  | 16,004 | \$250.00* |
| Intel Xeon W-11865MLE @ 1.50GHz |  | 15,958 | \$467.00* |
| AMD Ryzen 7 4850U Mobile |  | 15,920 | NA |
| Intel Core i7-11600H @ 2.90GHz |  | 15,907 | \$395.00* |
| Intel Xeon E5-2660 v4 @ 2.00GHz |  | 15,898 | \$247.20 |
| AMD Ryzen 7 5700U |  | 15,854 | NA |
| Intel Xeon Silver 4214 @ 2.20GHz |  | 15,852 | \$565.00 |
| Intel Xeon Gold 5117 @ 2.00GHz |  | 15,816 | NA |
| Intel Xeon D-2733NT @ 2.10GHz |  | 15,799 | \$800.00* |
| AMD Ryzen 7 2700 |  | 15,782 | \$128.72 |
| Intel Core i7-11700T @ 1.40GHz |  | 15,754 | \$323.00* |
| AMD Ryzen 7 PRO 1700X |  | 15,695 | NA |
| AMD Ryzen 7 1700X |  | 15,683 | \$113.89 |
| Intel Core i5-11260H @ 2.60GHz |  | 15,669 | \$250.00* |
| AMD Ryzen 5 4600GE |  | 15,641 | NA |
| AMD Ryzen 5 PRO 4650GE |  | 15,607 | NA |
| AMD Ryzen 5 4600G |  | 15,603 | \$113.55 |
| Intel Xeon E5-2680 v3 @ 2.50GHz |  | 15,528 | \$194.45 |
| Intel Core i9-10900T @ 1.90GHz |  | 15,520 | \$339.99 |
| Intel Core i9-10885H @ 2.40GHz |  | 15,509 | \$556.00* |
| Intel Xeon Gold 5217 @ 3.00GHz |  | 15,429 | \$1,645.00* |
| Intel Xeon Gold 5215 @ 2.50GHz |  | 15,420 | \$1,399.00 |
| Apple M2 8 Core 3500 MHz |  | 15,398 | NA |
| Intel Xeon E5-4667 v3 @ 2.00GHz |  | 15,397 | \$5,729.00* |
| AMD Ryzen 7 PRO 4750U |  | 15,330 | NA |
| Intel Core i7-10875H @ 2.30GHz |  | 15,317 | \$450.00* |
| Intel Core i3-1220P |  | 15,310 | \$281.00* |
| AMD Ryzen 5 5560U |  | 15,279 | NA |
| AMD Ryzen 5 5600U |  | 15,279 | NA |
| AMD Ryzen 7 PRO 2700 |  | 15,275 | NA |
| Intel Xeon E-2278GE @ 3.30GHz |  | 15,252 | \$494.00* |
| Intel Xeon Silver 4214Y @ 2.20GHz |  | 15,248 | \$768.00* |
| Intel Xeon E-2286M @ 2.40GHz |  | 15,226 | \$1,373.18* |
| Intel Xeon Silver 4116T @ 2.10GHz |  | 15,187 | \$1,112.00* |
| Intel Xeon Silver 4210R @ 2.40GHz |  | 15,155 | \$495.45 |
| Intel Xeon D-2166NT @ 2.00GHz |  | 15,105 | \$1,005.00* |
| AMD Ryzen 5 PRO 5650U |  | 15,104 | NA |
| Intel Xeon Silver 4215R @ 3.20GHz |  | 15,056 | \$790.00 |

| | | | |
|---------------------------------|--|--------|----------|
| Intel Xeon E5-2683 v3 @ 2.00GHz |  | 15,050 | \$449.95 |
|---------------------------------|--|--------|----------|



























CPU Benchmarks



AD

| | | | |
|----------------------------------|---|--------|-------------|
| AMD EPYC 7251 |  | 14,935 | \$485.00 |
| Intel Xeon Silver 4116 @ 2.10GHz |  | 14,931 | \$389.98 |
| Intel Xeon E5-2699A v4 @ 2.40GHz |  | 14,917 | \$4,938.00* |
| Intel Xeon E5-2658A v3 @ 2.20GHz |  | 14,879 | \$1,832.00* |
| AMD Ryzen 7 1700 |  | 14,857 | \$100.49 |
| Intel Xeon D-1733NT @ 2.00GHz |  | 14,849 | \$720.00* |
| Intel Core i7-10870H @ 2.20GHz |  | 14,840 | \$417.00* |
| Intel Xeon E5-1681 v3 @ 2.90GHz |  | 14,820 | NA |
| AMD Ryzen 5 PRO 4400GE |  | 14,795 | NA |
| Intel Xeon E5-2687W v3 @ 3.10GHz |  | 14,784 | \$679.95 |
| AMD Ryzen 5 4600HS |  | 14,738 | NA |
| Intel Core i9-10880H @ 2.30GHz |  | 14,735 | NA |
| Intel Core i5-11600T @ 1.70GHz |  | 14,713 | \$213.00* |
| AMD Ryzen 5 4600H |  | 14,672 | NA |
| Intel Xeon E5-2678 v3 @ 2.50GHz |  | 14,658 | \$106.19* |
| AMD Ryzen 7 2700E |  | 14,657 | NA |
| AMD Ryzen 5 5625U |  | 14,630 | NA |
| AMD Ryzen 7 PRO 1700 |  | 14,568 | NA |
| Intel Core i7-9700K @ 3.60GHz |  | 14,558 | \$315.99 |
| Intel Core i9-9980HK @ 2.40GHz |  | 14,514 | \$583.00* |
| Intel Core i5-10600KF @ 4.10GHz |  | 14,503 | \$209.99 |
| Intel Core i7-8086K @ 4.00GHz |  | 14,502 | \$394.99 |
| AMD Ryzen 5 PRO 5675U |  | 14,496 | NA |
| Intel Core i5-10600K @ 4.10GHz |  | 14,492 | \$195.10 |
| Intel Xeon W-1250P @ 4.10GHz |  | 14,476 | \$321.50* |
| Intel Xeon Silver 4215 @ 2.50GHz |  | 14,439 | \$712.97 |
| Intel Xeon E5-2658 v4 @ 2.30GHz |  | 14,434 | NA |
| Intel Core i7-9700KF @ 3.60GHz |  | 14,411 | \$298.00 |
| Intel Xeon Silver 4123 @ 3.00GHz |  | 14,405 | NA |
| Apple M1 8 Core 3200 MHz |  | 14,380 | NA |
| Intel Xeon E5-2666 v3 @ 2.90GHz |  | 14,374 | NA |
| Intel Core i7-6900K @ 3.20GHz |  | 14,368 | \$168.00 |
| Intel Core i3-12100F |  | 14,343 | \$105.98 |
| Intel Xeon E-2236 @ 3.40GHz |  | 14,316 | \$359.23 |
| Intel Core i3-12100 |  | 14,308 | \$122.00* |
| Intel Xeon W-2235 @ 3.80GHz |  | 14,305 | \$620.00 |
| Intel Xeon E5-4660 v3 @ 2.10GHz |  | 14,256 | \$4,800.00* |
| Intel Xeon E5-2696 v2 @ 2.50GHz |  | 14,230 | NA |
| Intel Xeon E5-2650 v4 @ 2.20GHz |  | 14,206 | \$184.99* |
| Intel Xeon Silver 4210 @ 2.20GHz |  | 14,164 | \$465.02 |
| Intel Xeon E5-1680 v4 @ 3.40GHz |  | 14,146 | \$1,498.95* |
| Intel Xeon E5-2697 v2 @ 2.70GHz |  | 14,140 | \$196.19 |
| Intel Xeon W-2135 @ 3.70GHz |  | 14,133 | \$1,007.70* |
| Intel Core i9-9900T @ 2.10GHz |  | 14,092 | \$439.00* |
| Intel Xeon E-2246G @ 3.60GHz |  | 14,050 | \$311.00* |
| AMD Ryzen 5 2600X |  | 14,019 | \$107.60 |









































| | | | |
|--------------------------------|---|--------|------------|
| Intel Xeon Gold 5115 @ 2.40GHz |  | 14,007 | \$1,045.00 |
| |  | ----- | ----- |


🏠 CPU Benchmarks ▼

| | | | |
|---------------------------------|---|--------|-------------|
| AMD EPYC 3251 |  | 13,965 | \$315.00* |
| Intel Xeon E-2186G @ 3.80GHz |  | 13,940 | \$542.78* |
| Intel Xeon E5-2667 v4 @ 3.20GHz |  | 13,934 | \$728.95 |
| AMD Ryzen 3 PRO 5350G |  | 13,898 | NA |
| Intel Xeon W-1250E @ 3.50GHz |  | 13,888 | \$260.00* |
| Intel Xeon E-2374G @ 3.70GHz |  | 13,860 | \$389.99 |
| Intel Xeon E5-2670 v3 @ 2.30GHz |  | 13,831 | \$112.00 |
| Intel Xeon W-1250 @ 3.30GHz |  | 13,802 | \$332.39* |
| Intel Core i5-10600 @ 3.30GHz |  | 13,789 | \$208.88 |
| Intel Core i7-8700K @ 3.70GHz |  | 13,777 | \$275.00 |
| Intel Xeon E-2286G @ 4.00GHz |  | 13,694 | \$569.95 |
| AMD Ryzen 3 PRO 5350GE |  | 13,685 | NA |
| AMD Ryzen 3 5300GE |  | 13,636 | NA |
| Intel Xeon E-2176G @ 3.70GHz |  | 13,631 | \$369.99 |
| Intel Xeon Gold 6128 @ 3.40GHz |  | 13,605 | \$1,028.00 |
| Intel Xeon W-1270TE @ 2.00GHz |  | 13,553 | \$367.00* |
| AMD Ryzen 7 4700U |  | 13,529 | NA |
| Intel Core i7-1265U |  | 13,505 | \$426.00* |
| Intel Core i7-1255U |  | 13,503 | \$426.00* |
| Intel Xeon E5-2690 v2 @ 3.00GHz |  | 13,503 | \$69.80 |
| Intel Xeon E5-2676 v3 @ 2.40GHz |  | 13,498 | NA |
| Intel Xeon E5-2695 v2 @ 2.40GHz |  | 13,497 | \$178.00 |
| Intel Xeon E5-2658 v3 @ 2.20GHz |  | 13,487 | NA |
| AMD Ryzen 5 4600U |  | 13,452 | NA |
| Intel Core i7-9700F @ 3.00GHz |  | 13,434 | \$212.90 |
| Intel Core i5-1235U |  | 13,432 | \$309.00* |
| Intel Xeon E5-1660 v4 @ 3.20GHz |  | 13,398 | \$1,494.00* |
| Intel Xeon E-2276G @ 3.80GHz |  | 13,371 | \$460.29* |
| Intel Core i7-9700 @ 3.00GHz |  | 13,355 | \$229.52 |
| Intel Xeon E-2146G @ 3.50GHz |  | 13,320 | \$408.02 |
| Intel Xeon E-2136 @ 3.30GHz |  | 13,274 | \$339.73 |
| AMD Ryzen 5 PRO 2600 |  | 13,250 | NA |
| AMD Ryzen 5 3500X |  | 13,243 | \$149.99 |
| AMD Ryzen 5 2600 |  | 13,243 | \$129.99 |
| Intel Xeon E5-2660 v3 @ 2.60GHz |  | 13,240 | \$138.00 |
| Intel Core i5-11400T @ 1.30GHz |  | 13,231 | \$182.00* |
| AMD Ryzen Embedded V2516 |  | 13,225 | NA |
| Intel Xeon E5-1680 v3 @ 3.20GHz |  | 13,214 | \$589.99* |
| Intel Xeon D-1581 @ 1.80GHz |  | 13,195 | NA |
| Intel Xeon E-2334 @ 3.40GHz |  | 13,189 | \$303.99 |
| AMD Ryzen 5 5500U |  | 13,160 | NA |
| Intel Core i5-11500T @ 1.50GHz |  | 13,160 | \$192.00* |
| Intel Core i5-1245U |  | 13,130 | NA |
| Intel Xeon D-2143IT @ 2.20GHz |  | 13,107 | \$566.00* |
| Intel Core i7-1250U |  | 13,081 | \$426.00* |
| AMD Ryzen 5 1600X |  | 13,068 | \$87.69 |
| Intel Core i7-10700T @ 2.00GHz |  | 13,051 | \$413.99* |

| | | | |
|---------------------|---|--------|----|
| AMD Ryzen 3 5300G |  | 13,034 | NA |
| Intel Core i7-1260U |  | 13,024 | NA |

🏠 CPU Benchmarks ▼

| | | | |
|----------------------------------|---|--------|-------------|
| Intel Xeon E5-4627 v4 @ 2.60GHz |  | 12,969 | \$999.99* |
| Intel Core i3-12100TE |  | 12,961 | \$125.00* |
| Intel Core i5-10500 @ 3.10GHz |  | 12,956 | \$226.69 |
| Intel Xeon E5-2685 v3 @ 2.60GHz |  | 12,944 | NA |
| Intel Xeon W-10855M @ 2.80GHz |  | 12,908 | \$450.00* |
| Intel Core i7-7800X @ 3.50GHz |  | 12,904 | \$386.44 |
| Intel Xeon Silver 4114 @ 2.20GHz |  | 12,852 | \$702.00 |
| AMD Ryzen 5 3500 |  | 12,827 | NA |
| AMD Ryzen 5 PRO 4650U |  | 12,827 | NA |
| Intel Xeon E5-2618L v4 @ 2.20GHz |  | 12,816 | \$902.20* |
| Intel Core i3-12100T |  | 12,788 | \$122.00* |
| Intel Core i7-9700E @ 2.60GHz |  | 12,751 | \$323.00* |
| Intel Xeon E5-2680 v2 @ 2.80GHz |  | 12,689 | \$138.00 |
| AMD Ryzen 3 3300X |  | 12,687 | \$250.00 |
| Intel Core i7-5960X @ 3.00GHz |  | 12,670 | \$200.19 |
| Intel Xeon E5-1680 v2 @ 3.00GHz |  | 12,630 | NA |
| Intel Xeon W-2133 @ 3.60GHz |  | 12,532 | \$617.00* |
| Intel Xeon W-11555MLE @ 1.90GHz |  | 12,505 | \$348.00* |
| Intel Xeon E5-2649 v3 @ 2.30GHz |  | 12,399 | NA |
| Intel Xeon E5-1660 v3 @ 3.00GHz |  | 12,383 | \$398.95 |
| Intel Xeon E5-2667 v3 @ 3.20GHz |  | 12,378 | \$1,498.95* |
| Intel Core i5-10400F @ 2.90GHz |  | 12,370 | \$128.98 |
| AMD Ryzen 5 1600 |  | 12,309 | \$89.29 |
| Intel Core i5-10400 @ 2.90GHz |  | 12,308 | \$164.00 |
| Intel Core i7-11375H @ 3.30GHz |  | 12,238 | \$482.00* |
| Intel Core i5-10505 @ 3.20GHz |  | 12,237 | NA |
| Intel Xeon E5-2667 v2 @ 3.30GHz |  | 12,222 | \$289.95 |
| Intel Core i7-10750H @ 2.60GHz |  | 12,204 | NA |
| Intel Core i3-1210U |  | 12,130 | NA |
| Intel Xeon E5-2673 v2 @ 3.30GHz |  | 12,128 | NA |
| Intel Xeon E5-2692 v2 @ 2.20GHz |  | 12,119 | NA |
| Intel Xeon D-2141I @ 2.20GHz |  | 12,117 | \$555.00* |
| Intel Core i7-8700B @ 3.20GHz |  | 12,085 | \$303.00* |
| Intel Xeon E5-2687W v2 @ 3.40GHz |  | 12,081 | \$432.19 |
| Intel Core i7-10850H @ 2.70GHz |  | 12,080 | \$395.00* |
| AMD Ryzen 5 PRO 4500U |  | 12,049 | NA |
| Intel Xeon E-2278GEL @ 2.00GHz |  | 12,024 | \$494.00* |
| Intel Core i5-1245UE |  | 11,991 | \$312.00* |
| Intel Xeon E5-2675 v3 @ 1.80GHz |  | 11,960 | NA |
| Intel Core i7-11370H @ 3.30GHz |  | 11,940 | \$426.00* |
| Intel Xeon E5-2640 v4 @ 2.40GHz |  | 11,831 | \$425.19* |
| Intel Xeon E-2276M @ 2.80GHz |  | 11,821 | \$450.00* |
| Intel Xeon E5-2650 v3 @ 2.30GHz |  | 11,807 | \$85.99 |
| Intel Xeon E5-2650L v3 @ 1.80GHz |  | 11,806 | \$1,365.00* |
| Snapdragon 8cx Gen 3 @ 3.0 GHz |  | 11,783 | NA |
| Intel Xeon E5-2663 v3 @ 2.80GHz |  | 11,777 | NA |














































| | | | |
|-------------------------------|--|--------|-----------|
| Intel Xeon D-2146NT @ 2.30GHz |  | 11,736 | \$641.00* |
|-------------------------------|--|--------|-----------|

🏠 CPU Benchmarks ▼

| | | | |
|----------------------------------|---|--------|-------------|
| Intel Xeon E5-2630 v4 @ 2.20GHz |  | 11,559 | \$70.00 |
| Intel Core i5-10500H @ 2.50GHz |  | 11,558 | \$250.00* |
| Intel Xeon E5-2648L v4 @ 1.80GHz |  | 11,547 | \$1,662.70* |
| AMD Ryzen 3 5425U |  | 11,544 | NA |
| Intel Xeon E5-4669 v4 @ 2.20GHz |  | 11,523 | NA |
| Intel Xeon E5-2670 v2 @ 2.50GHz |  | 11,507 | \$156.00 |
| Intel Xeon E5-1650 v4 @ 3.60GHz |  | 11,465 | \$453.70* |
| Intel Xeon E5-2650L v4 @ 1.70GHz |  | 11,436 | \$119.99 |
| Intel Core i7-9850H @ 2.60GHz |  | 11,403 | \$1,305.76* |
| Intel Xeon E-2186M @ 2.90GHz |  | 11,359 | \$623.00* |
| Intel Core i3-11100B @ 3.60GHz |  | 11,357 | NA |
| Intel Core i7-6850K @ 3.60GHz |  | 11,355 | \$198.23 |
| Intel Xeon E5-4657L v2 @ 2.40GHz |  | 11,353 | \$751.19* |
| AMD Ryzen 3 4100 |  | 11,349 | \$114.00 |
| Intel Xeon E5-4627 v3 @ 2.60GHz |  | 11,344 | \$2,400.00* |
| AMD Ryzen 3 PRO 5475U |  | 11,339 | NA |
| Intel Core i3-1215U |  | 11,334 | NA |
| Intel Xeon E5-2640 v3 @ 2.60GHz |  | 11,333 | \$59.00 |
| AMD Ryzen 3 PRO 4200G |  | 11,315 | NA |
| AMD Ryzen 3 4300GE |  | 11,306 | NA |
| Intel Core i5-10500E @ 3.10GHz |  | 11,268 | \$195.00* |
| Intel Core i5-10600T @ 2.40GHz |  | 11,210 | \$213.00* |
| Intel Xeon Silver 4208 @ 2.10GHz |  | 11,148 | \$494.99 |
| Intel Core i7-9750HF @ 2.60GHz |  | 11,132 | \$395.00* |
| Intel Core i7-9750H @ 2.60GHz |  | 11,125 | \$960.00* |
| Intel Core i5-11300H @ 3.10GHz |  | 11,100 | \$309.00* |
| Intel Xeon E5-2643 v4 @ 3.40GHz |  | 11,087 | \$247.00 |
| AMD Ryzen 3 PRO 4350GE |  | 11,082 | NA |
| Intel Xeon E5-2628L v4 @ 1.90GHz |  | 11,079 | \$1,364.00* |
| AMD Ryzen 3 PRO 5450U |  | 11,064 | NA |
| Intel Xeon E-2176M @ 2.70GHz |  | 11,063 | \$450.00* |
| AMD Ryzen 5 4500U |  | 11,050 | NA |
| Intel Xeon E-2226G @ 3.40GHz |  | 11,036 | \$369.11 |
| Intel Core i5-11320H @ 3.20GHz |  | 11,024 | \$309.00* |
| Intel Core i7-1195G7 @ 2.90GHz |  | 10,988 | \$426.00* |
| AMD Ryzen 3 PRO 4200GE |  | 10,930 | NA |
| Intel Xeon E5-4650 v2 @ 2.40GHz |  | 10,903 | \$498.95* |
| AMD Ryzen 3 PRO 4350G |  | 10,898 | NA |
| Intel Xeon E5-2630L v4 @ 1.80GHz |  | 10,864 | \$98.00 |
| Intel Xeon E5-4650 v3 @ 2.10GHz |  | 10,838 | \$3,838.00* |
| Apple A12X Bionic |  | 10,820 | NA |
| Intel Core i5-9600KF @ 3.70GHz |  | 10,799 | \$174.83 |
| AMD Ryzen 3 4300G |  | 10,783 | \$160.38 |
| Intel Core i5-9600K @ 3.70GHz |  | 10,774 | \$205.99 |
| Intel Core i7-6800K @ 3.40GHz |  | 10,765 | \$195.56 |

| | | | |
|-----------------------------|--|--------|-----------|
| Intel Xeon W-2225 @ 4.10GHz |  | 10,757 | \$542.60* |
|-----------------------------|--|--------|-----------|

🏠 CPU Benchmarks ▼

| | | | |
|-----------------------------------|---|--------|-------------|
| Intel Core i7-9700TE @ 1.80GHz |  | 10,740 | \$323.00* |
| Intel Core i7-1185G7 @ 3.00GHz |  | 10,735 | \$426.00* |
| Intel Core i9-8950HK @ 2.90GHz |  | 10,698 | \$583.00* |
| Intel Xeon E5-2470 v2 @ 2.40GHz |  | 10,585 | \$213.45 |
| Intel Core i5-1230U |  | 10,583 | \$309.00* |
| Intel Xeon E5-2660 v2 @ 2.20GHz |  | 10,562 | \$63.64 |
| AMD Ryzen 3 5400U |  | 10,535 | NA |
| Intel Xeon E5-4620 v3 @ 2.00GHz |  | 10,525 | \$25.68 |
| Intel Xeon E5-2630 v3 @ 2.40GHz |  | 10,525 | \$33.99 |
| Intel Core i7-1165G7 @ 2.80GHz |  | 10,489 | \$426.00* |
| Intel Core i7-11390H @ 3.40GHz |  | 10,483 | \$426.00* |
| Intel Xeon E5-2643 v3 @ 3.40GHz |  | 10,465 | \$389.99* |
| Intel Xeon E5-2618L v3 @ 2.30GHz |  | 10,464 | \$1,029.95* |
| Intel Core i5-1145G7E @ 2.60GHz |  | 10,454 | \$312.00* |
| Intel Xeon D-1567 @ 2.10GHz |  | 10,447 | NA |
| Intel Xeon E5-1650 v3 @ 3.50GHz |  | 10,403 | \$138.51 |
| AMD Ryzen 5 PRO 1600 |  | 10,401 | NA |
| Intel Core i5-9500F @ 3.00GHz |  | 10,386 | \$189.95 |
| Intel Xeon E5-4640 v3 @ 1.90GHz |  | 10,372 | NA |
| Intel Core i3-10325 @ 3.90GHz |  | 10,362 | \$190.10* |
| Intel Core i5-9600 @ 3.10GHz |  | 10,356 | \$177.23 |
| Intel Xeon Silver 4109T @ 2.00GHz |  | 10,348 | \$652.87 |
| Intel Core i7-5930K @ 3.50GHz |  | 10,333 | \$313.00* |
| Intel Core i7-8700T @ 2.40GHz |  | 10,331 | \$335.00 |
| Intel Xeon E5-2658 v2 @ 2.40GHz |  | 10,331 | \$3,604.00* |
| Intel Core i7-8850H @ 2.60GHz |  | 10,320 | \$395.00* |
| Intel Xeon E5-1660 v2 @ 3.70GHz |  | 10,292 | \$498.95 |
| Intel Core i5-10500T @ 2.30GHz |  | 10,269 | \$192.00* |
| AMD EPYC 3201 |  | 10,258 | NA |
| Intel Core i5-8600K @ 3.60GHz |  | 10,258 | \$164.10 |
| Intel Xeon Silver 4110 @ 2.10GHz |  | 10,191 | \$510.00 |
| Intel Xeon D-1541 @ 2.10GHz |  | 10,145 | NA |
| Intel Core i5-1145G7 @ 2.60GHz |  | 10,139 | NA |
| Intel Core i5-1155G7 @ 2.50GHz |  | 10,043 | \$309.00* |
| AMD Ryzen 3 PRO 4450U |  | 10,043 | NA |
| Intel Core i5-1135G7 @ 2.40GHz |  | 10,042 | \$309.00* |
| Intel Xeon D-1540 @ 2.00GHz |  | 10,040 | NA |
| Intel Core i3-10320 @ 3.80GHz |  | 10,023 | \$139.99 |
| Intel Core i7-8750H @ 2.20GHz |  | 10,023 | \$395.00* |
| Intel Xeon E5-2650 v2 @ 2.60GHz |  | 10,009 | \$72.00 |
| Intel Core i5-10400T @ 2.00GHz |  | 9,986 | \$182.00* |
| Intel Core i7-4960X @ 3.60GHz |  | 9,982 | \$1,250.00 |
| Intel Core i7-1185G7E @ 2.80GHz |  | 9,980 | \$431.00* |
| Intel Xeon W-2125 @ 4.00GHz |  | 9,971 | \$998.95* |
| Intel Core i5-10500TE @ 2.30GHz |  | 9,960 | \$195.00* |
| Intel Xeon E5-2628L v3 @ 2.00GHz |  | 9,949 | NA |

| | | |
|--------------------------------|-------|----------|
| Intel Xeon E5-2687W @ 3.10GHz | 9,946 | \$725.00 |
| Intel Core i3-1125G4 @ 2.00GHz | 9,934 | NA |

CPU Benchmarks

| | | |
|----------------------------------|-------|-------------|
| Intel Xeon E-2234 @ 3.60GHz | 9,903 | \$294.99* |
| Intel Core i7-1068NG7 @ 2.30GHz | 9,903 | \$426.00* |
| Intel Core i7-7740X @ 4.30GHz | 9,891 | \$117.66 |
| AMD Ryzen 3 5300U | 9,888 | NA |
| Intel Core i5-8600 @ 3.10GHz | 9,872 | \$138.77 |
| Intel Core i5-1140G7 @ 1.10GHz | 9,865 | NA |
| Intel Xeon E5-2648L v3 @ 1.80GHz | 9,847 | \$1,549.00* |
| Intel Core i7-5820K @ 3.30GHz | 9,824 | \$173.34 |
| Intel Xeon E5-2690 @ 2.90GHz | 9,807 | \$122.00 |
| Intel Xeon E5-2689 @ 2.60GHz | 9,767 | \$182.75* |
| Intel Core i5-9500 @ 3.00GHz | 9,746 | \$153.37 |
| Intel Xeon E-2244G @ 3.80GHz | 9,713 | \$334.73* |
| Intel Core i5-1145GRE @ 2.60GHz | 9,697 | \$362.00* |
| Intel Core i7-7700K @ 4.20GHz | 9,665 | \$271.86 |
| Intel Xeon E-2274G @ 4.00GHz | 9,660 | \$411.50* |
| AMD Ryzen 5 PRO 3350GE | 9,643 | NA |
| Intel Core i5-8500 @ 3.00GHz | 9,591 | \$138.00 |
| Intel Xeon E-2174G @ 3.80GHz | 9,590 | \$375.99 |
| Intel Core i5-9400F @ 2.90GHz | 9,544 | \$134.00 |
| Intel Xeon E5-4620 v2 @ 2.60GHz | 9,540 | \$91.00* |
| Intel Core i5-1038NG7 @ 2.00GHz | 9,513 | \$320.00* |
| Intel Xeon Gold 5222 @ 3.80GHz | 9,510 | \$1,577.89* |
| AMD Ryzen 5 2500X | 9,487 | NA |
| Intel Core i5-9400 @ 2.90GHz | 9,476 | \$187.00 |
| Intel Xeon E5-4655 v3 @ 2.90GHz | 9,377 | \$4,616.00* |
| AMD Ryzen 5 PRO 3350G | 9,375 | NA |
| Intel Xeon E5-2680 @ 2.70GHz | 9,372 | \$643.50 |
| Intel Core i7-4930K @ 3.40GHz | 9,346 | \$184.86 |
| AMD Ryzen 5 3350GE | 9,343 | NA |
| AMD Ryzen 5 3400G | 9,333 | \$164.12 |
| Intel Xeon E-2144G @ 3.60GHz | 9,322 | \$346.96 |
| Intel Xeon E5-4627 v2 @ 3.30GHz | 9,320 | \$498.95* |
| Intel Xeon E5-1650 v2 @ 3.50GHz | 9,304 | \$238.02 |
| AMD Ryzen 5 PRO 1500 | 9,279 | NA |
| Intel Xeon E3-1285 v6 @ 4.10GHz | 9,276 | \$543.84* |
| Intel Xeon Silver 4108 @ 1.80GHz | 9,262 | \$411.45 |
| AMD Ryzen 5 PRO 3400G | 9,252 | NA |
| Intel Core i5-8400 @ 2.80GHz | 9,237 | \$127.55 |
| Intel Xeon D-1587 @ 1.70GHz | 9,223 | NA |
| Intel Xeon E5-2651 v2 @ 1.80GHz | 9,216 | \$278.10* |
| Intel Xeon E3-1275 v6 @ 3.80GHz | 9,202 | \$363.02 |
| Intel Core i7-1160G7 @ 1.20GHz | 9,200 | \$426.00* |
| Intel Core i3-10300 @ 3.70GHz | 9,194 | \$169.99 |
| Intel Xeon E5-2620 v4 @ 2.10GHz | 9,187 | \$197.02 |
| Intel Xeon E3-1280 v6 @ 3.90GHz | 9,179 | \$550.00 |
| Intel Core i7-1185GRE @ 2.80GHz | 9,142 | NA |
| Intel Core i5-8500B @ 3.00GHz | 9,141 | \$192.00* |

| | | |
|---------------------------------|-------|-----------|
| Intel Xeon E5-2629 v3 @ 2.40GHz | 9,139 | \$499.88* |
|---------------------------------|-------|-----------|

🏠 CPU Benchmarks

| | | |
|----------------------------------|-------|------------|
| Intel Core i7-9850HL @ 1.90GHz | 9,112 | \$395.00* |
| Intel Core i3-10105F @ 3.70GHz | 9,108 | \$80.52 |
| Intel Core i3-10305 @ 3.80GHz | 9,108 | \$169.99 |
| AMD Ryzen 5 1500X | 9,108 | \$76.69 |
| Intel Xeon D-1715TER @ 2.40GHz | 9,104 | \$285.00* |
| Intel Xeon D-1548 @ 2.00GHz | 9,075 | \$555.00* |
| Intel Xeon E5-4648 v3 @ 1.70GHz | 9,061 | NA |
| Intel Core i5-9500TE @ 2.20GHz | 9,028 | \$192.00* |
| Intel Core i7-6700K @ 4.00GHz | 8,966 | \$115.26 |
| Intel Core i5-1130G7 @ 1.10GHz | 8,956 | \$309.00* |
| Intel Xeon E5-2670 @ 2.60GHz | 8,930 | \$59.02 |
| Intel Xeon E5-2630L v3 @ 1.80GHz | 8,915 | \$79.00* |
| AMD Ryzen 5 3400GE | 8,897 | NA |
| Intel Xeon E5-2450 v2 @ 2.50GHz | 8,896 | \$295.95 |
| Intel Core i5-3170K @ 3.20GHz | 8,882 | NA |
| Intel Core i5-10400H @ 2.60GHz | 8,880 | \$250.00* |
| Intel Xeon E3-1270 v6 @ 3.80GHz | 8,840 | \$221.93 |
| Intel Core i3-10100F @ 3.60GHz | 8,840 | \$69.00 |
| Intel Xeon Gold 5122 @ 3.60GHz | 8,786 | \$1,110.00 |
| Intel Core i3-10100 @ 3.60GHz | 8,753 | \$104.90 |
| Intel Xeon E-2134 @ 3.50GHz | 8,741 | \$293.99* |
| AMD Ryzen 5 2400G | 8,729 | \$126.20 |
| Intel Core i3-10105 @ 3.70GHz | 8,717 | \$117.99 |
| Intel Core i7-8809G @ 3.10GHz | 8,704 | NA |
| Intel Core i7-8559U @ 2.70GHz | 8,702 | \$617.00* |
| Intel Xeon W-2223 @ 3.60GHz | 8,700 | \$329.99 |
| Intel Xeon E3-1240 v6 @ 3.70GHz | 8,696 | \$498.95 |
| ARM X-Gene 32 Core 3300 MHz | 8,684 | NA |
| Intel Core i7-7700 @ 3.60GHz | 8,651 | \$169.99 |
| Intel Core i5-10300H @ 2.50GHz | 8,643 | \$250.00* |
| Intel Xeon E5-4650 @ 2.70GHz | 8,630 | \$78.19 |
| Intel Xeon E5-2648L v2 @ 1.90GHz | 8,611 | \$945.00* |
| Intel Xeon E3-1245 v6 @ 3.70GHz | 8,578 | \$301.99 |
| Apple A14 Bionic | 8,532 | NA |
| Intel Core i7-1065G7 @ 1.30GHz | 8,523 | \$426.00* |
| Intel Xeon E3-1275 v5 @ 3.60GHz | 8,511 | \$224.89 |
| AMD Ryzen Embedded V1807B | 8,491 | NA |
| Intel Core i5-1035G7 @ 1.20GHz | 8,488 | \$320.00* |
| Intel Xeon W-2123 @ 3.60GHz | 8,483 | \$427.11* |
| Intel Xeon E5-4650L @ 2.60GHz | 8,472 | \$58.87* |
| Intel Core i5-9600T @ 2.30GHz | 8,464 | \$213.00* |
| Intel Core i7-3960X @ 3.30GHz | 8,458 | \$1,004.91 |
| Intel Xeon E5-2628 v3 @ 2.50GHz | 8,447 | NA |
| Intel Xeon E5-1660 @ 3.30GHz | 8,426 | \$267.19* |
| Intel Xeon E5-2665 @ 2.40GHz | 8,411 | \$39.78 |
| Intel Xeon E3-1585 v5 @ 3.50GHz | 8,408 | \$556.00* |
| Intel Core i5-9200T @ 2.20GHz | 8,400 | \$100.00* |

| | | |
|-------------------------------|-------|----------|
| Intel Core i5-8600U @ 2.30GHz | 8,403 | \$199.99 |
| Intel Core i7-3970X @ 3.50GHz | 8,391 | \$191.96 |

CPU Benchmarks

| | | |
|----------------------------------|-------|------------|
| AMD Ryzen 5 PRO 2400G | 8,352 | NA |
| AMD Ryzen Embedded V1756B | 8,339 | NA |
| Intel Xeon E3-1280 v5 @ 3.70GHz | 8,332 | \$395.00* |
| Intel Core i7-8569U @ 2.80GHz | 8,327 | \$431.00* |
| AMD Opteron 6386 SE | 8,320 | \$135.09* |
| Intel Core i7-1180G7 @ 1.30GHz | 8,304 | \$426.00* |
| Intel Xeon E3-1270 v5 @ 3.60GHz | 8,302 | \$471.45 |
| Intel Xeon E3-1240 v5 @ 3.50GHz | 8,294 | \$179.76 |
| Intel Core i5-9400H @ 2.50GHz | 8,289 | \$250.00* |
| Intel Core i5-9500T @ 2.20GHz | 8,277 | \$192.00* |
| AMD Ryzen 5 PRO 3400GE | 8,274 | NA |
| Intel Xeon E5-2470 @ 2.30GHz | 8,262 | \$140.00 |
| AMD Ryzen 7 3750H | 8,259 | NA |
| Intel Core i7-3930K @ 3.20GHz | 8,253 | \$76.99 |
| Intel Core i3-10100E @ 3.20GHz | 8,229 | \$125.00* |
| Intel Xeon E3-1230 v6 @ 3.50GHz | 8,206 | \$595.44 |
| Intel Core i3-10300T @ 3.00GHz | 8,205 | \$177.72* |
| Intel Xeon E3-1535M v6 @ 3.10GHz | 8,203 | \$623.00* |
| Intel Xeon E3-1260L v5 @ 2.90GHz | 8,200 | \$258.70* |
| Intel Core i7-8557U @ 1.70GHz | 8,192 | \$431.00* |
| Intel Xeon E-2276ME @ 2.80GHz | 8,167 | \$450.00* |
| Intel Core i3-10305T @ 3.00GHz | 8,136 | \$143.00* |
| MediaTek MT6983 | 8,112 | NA |
| Intel Xeon E5-2660 @ 2.20GHz | 8,104 | \$49.00 |
| Intel Xeon E-2314 @ 2.80GHz | 8,091 | \$195.00* |
| Intel Core i7-6700 @ 3.40GHz | 8,088 | \$220.72 |
| Intel Xeon E5-1650 @ 3.20GHz | 8,087 | \$112.00 |
| Intel Core i7-10810U @ 1.10GHz | 8,077 | \$443.00* |
| AMD Athlon Gold PRO 4150GE | 8,070 | NA |
| Intel Core i5-8259U @ 2.30GHz | 8,066 | \$519.99* |
| Intel Xeon E3-1285L v4 @ 3.40GHz | 8,059 | \$1,386.00 |
| Intel Core i7-4790K @ 4.00GHz | 8,059 | \$141.00 |
| Intel Core i5-8269U @ 2.60GHz | 8,055 | \$320.00* |
| Intel Core i5-1035G4 @ 1.10GHz | 8,035 | \$309.00* |
| AMD Opteron 6348 | 8,030 | \$1,708.66 |
| Intel Xeon E3-1585L v5 @ 3.00GHz | 8,021 | \$445.00* |
| Intel Core i3-10100TE @ 2.30GHz | 8,016 | \$138.00* |
| Intel Core i5-8400H @ 2.50GHz | 7,995 | \$250.00* |
| Intel Xeon E3-1230 v5 @ 3.40GHz | 7,970 | \$165.60 |
| CentaurHauls @2500MHz | 7,969 | NA |
| AMD Ryzen 5 3550H | 7,945 | NA |
| Intel Xeon E3-1245 v5 @ 3.50GHz | 7,944 | \$139.99 |
| Intel Xeon E3-1515M v5 @ 2.80GHz | 7,938 | NA |
| Intel Xeon E3-1545M v5 @ 2.90GHz | 7,926 | NA |

| | | |
|-------------------------------|-------|-------------|
| Intel Core i7-8705G @ 3.10GHz | 7,924 | \$1,535.11* |
| Intel Core i7-8709G @ 3.10GHz | 7,921 | NA |

🏠 CPU Benchmarks

| | | |
|-------------------------------------|-------|-------------|
| Intel Xeon E5-2620 v3 @ 2.40GHz | 7,871 | \$11.01 |
| Intel Core i3-10105T @ 3.00GHz | 7,863 | \$122.00* |
| Intel Core i5-8260U @ 1.60GHz | 7,851 | \$439.99* |
| Intel Core i7-5775R @ 3.30GHz | 7,816 | NA |
| Intel Core i5-9400T @ 1.80GHz | 7,806 | \$182.00* |
| Intel Core i7-5775C @ 3.30GHz | 7,803 | \$219.85 |
| Intel Xeon E5-2640 v2 @ 2.00GHz | 7,785 | \$64.00 |
| AMD Ryzen 5 1400 | 7,777 | \$72.99 |
| Intel Core i5-9300H @ 2.40GHz | 7,735 | \$250.00* |
| Intel Xeon E3-1575M v5 @ 3.00GHz | 7,728 | \$1,207.00* |
| Intel Core i5-8500T @ 2.10GHz | 7,723 | \$247.53* |
| Intel Core i3-9350K @ 4.00GHz | 7,722 | \$293.22* |
| Intel Xeon E3-1285 v4 @ 3.50GHz | 7,712 | NA |
| AMD Athlon Gold PRO 3150G | 7,702 | NA |
| Intel Core i7-5950HQ @ 2.90GHz | 7,696 | NA |
| Intel Core i5-8279U @ 2.40GHz | 7,693 | \$320.00* |
| AMD Ryzen 5 3550U | 7,681 | NA |
| Intel Xeon E3-1270L v4 @ 3.00GHz | 7,662 | NA |
| AMD Ryzen 7 2800H | 7,656 | NA |
| AMD Ryzen 7 3780U | 7,651 | NA |
| Intel Core i5-8257U @ 1.40GHz | 7,650 | \$320.00* |
| Intel Xeon E5-1630 v4 @ 3.70GHz | 7,643 | NA |
| Intel Xeon E-2224G @ 3.50GHz | 7,621 | \$268.02* |
| MediaTek MT6895 | 7,604 | NA |
| Qualcomm Technologies, Inc KONA-IOT | 7,592 | NA |
| AMD Ryzen 3 2300X | 7,582 | \$178.09* |
| Intel Core i5-1035G1 @ 1.00GHz | 7,582 | \$297.00* |
| Intel Core i5-9300HF @ 2.40GHz | 7,574 | \$250.00* |
| Intel Core i7-7700T @ 2.90GHz | 7,558 | \$139.99 |
| Intel Xeon E3-1535M v5 @ 2.90GHz | 7,543 | \$623.00* |
| AMD Ryzen 3 4300U | 7,533 | NA |
| Intel Xeon E5-2450 @ 2.10GHz | 7,530 | \$64.00 |
| Intel Core i5-8300H @ 2.30GHz | 7,526 | \$250.00* |
| Intel Xeon E3-1271 v3 @ 3.60GHz | 7,525 | \$259.99* |
| Intel Core i7-7820HK @ 2.90GHz | 7,525 | \$378.00* |
| Intel Xeon E5-2630 v2 @ 2.60GHz | 7,508 | \$49.00 |
| Intel Core i3-9350KF @ 4.00GHz | 7,495 | \$142.14 |
| AMD Ryzen 5 2400GE | 7,489 | NA |
| Intel Core i5-8400T @ 1.70GHz | 7,483 | \$239.84* |
| Intel Xeon E5-2667 @ 2.90GHz | 7,477 | \$79.00 |
| Intel Core i7-7920HQ @ 3.10GHz | 7,477 | \$568.00* |
| AMD Ryzen 5 PRO 2400GE | 7,477 | NA |
| Intel Xeon E5-2650L v2 @ 1.70GHz | 7,475 | \$79.00 |
| Intel Xeon E-2124G @ 3.40GHz | 7,468 | \$256.99* |
| Intel Xeon E3-1281 v3 @ 3.70GHz | 7,463 | \$546.25 |
| Intel Xeon E-2124G @ 3.40GHz | 7,460 | \$219.00* |

| | | |
|---------------------------------|-------|----------|
| Intel Xeon D-1551 @ 2.20GHz | 7,460 | \$348.00 |
| Intel Xeon E5-2637 v3 @ 3.50GHz | 7,455 | \$49.99 |

CPU Benchmarks

| | | |
|----------------------------------|-------|-------------|
| 1.60GHz | 7,455 | \$49.99 |
| Intel Xeon E5-1620 v4 @ 3.50GHz | 7,427 | \$179.00 |
| Intel Xeon E5-1630 v3 @ 3.70GHz | 7,425 | \$1,354.00* |
| AMD Ryzen 3 PRO 1300 | 7,418 | NA |
| Intel Xeon E3-1286 v3 @ 3.70GHz | 7,418 | \$839.00* |
| Intel Core i7-6920HQ @ 2.90GHz | 7,382 | \$568.00* |
| Intel Xeon @ 2.00GHz | 7,363 | NA |
| AMD Ryzen 7 PRO 2700U | 7,363 | NA |
| Intel Core i3-9320 @ 3.70GHz | 7,358 | \$215.67* |
| AMD Ryzen 5 3580U | 7,358 | NA |
| Intel Xeon D-1559 @ 1.50GHz | 7,353 | NA |
| Intel Xeon E3-1276 v3 @ 3.60GHz | 7,351 | \$1,043.00 |
| Intel Xeon E3-1280 v3 @ 3.60GHz | 7,351 | \$249.00* |
| Intel Core i3-10100T @ 3.00GHz | 7,344 | \$122.00* |
| AMD Ryzen 7 PRO 3700U | 7,328 | NA |
| Intel Xeon E5-2650 @ 2.00GHz | 7,328 | \$59.00 |
| Intel Xeon E5-2637 v4 @ 3.50GHz | 7,322 | \$168.90 |
| Intel Xeon E3-1270 v3 @ 3.50GHz | 7,313 | \$128.99 |
| AMD Ryzen 3 3200GE | 7,312 | NA |
| Intel Core i7-995X @ 3.60GHz | 7,297 | NA |
| AMD Opteron 6281 | 7,279 | NA |
| Intel Core i3-9300 @ 3.70GHz | 7,279 | \$207.99 |
| Intel Xeon E-2224 @ 3.40GHz | 7,268 | \$262.01* |
| Intel Core i7-6700T @ 2.80GHz | 7,250 | \$275.00* |
| Intel Xeon E3-1246 v3 @ 3.50GHz | 7,248 | \$826.00 |
| AMD Ryzen 7 3700U | 7,236 | NA |
| Intel Xeon E5-4610 v3 @ 1.70GHz | 7,229 | \$1,219.00* |
| Intel Core i7-4790 @ 3.60GHz | 7,229 | \$119.99 |
| Intel Xeon W3690 @ 3.47GHz | 7,222 | \$184.04* |
| Intel Xeon E3-1275 v3 @ 3.50GHz | 7,200 | \$188.42 |
| AMD Ryzen 3 3200G | 7,188 | \$109.00 |
| Intel Xeon E5-2628L v2 @ 1.90GHz | 7,181 | NA |
| Intel Xeon D-1537 @ 1.70GHz | 7,176 | \$571.00* |
| Intel Xeon D-1539 @ 1.60GHz | 7,175 | \$486.00* |
| Intel Xeon E5-2430 v2 @ 2.50GHz | 7,147 | \$48.91 |
| Intel Core i7-7820HQ @ 2.90GHz | 7,145 | \$378.00* |
| AMD Ryzen 7 3700C | 7,145 | NA |
| Intel Core i7-4940MX @ 3.10GHz | 7,137 | \$699.95* |
| Intel Xeon E3-1505M v6 @ 3.00GHz | 7,133 | NA |
| Intel Core i7-4770K @ 3.50GHz | 7,129 | \$132.58 |
| Intel Xeon E3-1241 v3 @ 3.50GHz | 7,125 | \$79.99 |
| Intel Xeon D-1557 @ 1.50GHz | 7,118 | \$694.00* |
| Intel Xeon X5679 @ 3.20GHz | 7,095 | NA |
| AMD Athlon Gold 3150G | 7,093 | NA |
| Intel Core i7-990X @ 3.47GHz | 7,092 | \$212.59 |
| Intel Core i7-6770HQ @ 2.60GHz | 7,089 | \$619.00* |
| AMD Ryzen 3 3200G | 7,084 | NA |

Home CPU Benchmarks

Software

- > BurnInTest
- > PerformanceTest
- > OSForensics
- > MemTest86
- > WirelessMon
- > Zoom Search Engine
- > Free Software

Hardware

- > USB3.0 Loopback Plugs
- > USB2.0 Loopback Plugs
- > PCIe Test Cards
- > USB Power Delivery Tester
- > Serial and Parallel Loopback Plugs
- > USB Short Circuit Testers

Benchmarks

- > CPU Benchmarks
- > Video Card Benchmarks
- > Hard Drive Benchmarks
- > RAM Benchmarks
- > PC Systems Benchmarks
- > Android Benchmarks
- > iOS / iPhone Benchmarks
- > Software Marketshare
- > Internet Bandwidth

About Us

- > Company
- > Contact Us
- > The Press Room

Services

- Store
- Support
- Forums

International

- Disclaimer
- Refunds
- Privacy

Social

